

Stellana Power

Resilient Tire

Solid resilient rubber tire has a three-layer construction that includes a rigorous tread layer

Key Attributes Include:

- Three-layer construction
- Super wear resistance characteristics
- Super drive comfort
- Good lateral stability with premium tread pattern
- Excellent heat dissipation





Stellana Power™ For Aggressive Applications

This premium resilient tire is engineered to excel under the most demanding fork-lift truck applications. The tread is built to handle rough terrain while the elastic cushion provides balance, low rolling resistance, and reduced heat build-up.

Key Attributes

- High performance, aggressive tread pattern reduces chunking and tearing in indoor and outdoor applications.
- Superior traction and wear resistance in all seasons.
- Cushion layer ensures low rolling resistance and heat buildup.
- The extremely hard base is reinforced by steel beads for added strength, flexibility, and to prevent rotation on the rim.
- Wider profile offers increased lateral stability.
- Available in both balck and non-marking options



Durable three-layer construction



Lock



Standard

Available Tire Sizes

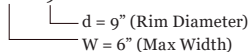
No	Tire Size	Rim Size	Approx. Tire Qty. Per 20' FCL	Tire Dimensions			ETRTO Standards - Load Capacity (Kg)				
				Tread Width mm	Overall width mm	Overall Diameter (+/- 2%) mm	Counter Balanced Lift Trucks		Other Vehicles Up to		
							Up to 25km/h		25km/h	10km/h	6km/h
							Load Wheels	Steering Wheels			
1	4.00-8	3.00D-8	1600	92	106	402	950	730	730	860	950
2	15x4 1/2 -8	3.00D-8	1900	100	112	380	1040	800	800	945	1040
3	5.00-8	3.00D-8	1060	110	126	457	1415	1090	1090	1285	1415
4	5.00-8	3.25I-8	1060	110	126	457	1415	1090	1090	1285	1415
5	16x6-8	4.33R-8	1200	130	147	418	1495	1150	1150	1360	1495
6	18x7-8	4.33R-8	900	140	156	453	2145	1650	1650	1945	2145
7	140/55-9	4.00E-9	1400	116	132	378	1170	900	900	1060	1170
8	6.00-9	4.00E-9	700	125	145	525	1885	1450	1450	1710	1885
9	21x8-9	6.00E-9	650	162	182	518	2755	2120	2120	2500	2755
10	6.50-10	5.00F-10	520	143	162	576	2340	1800	1800	2125	2340
11	200/50-10	6.50F-10	900	178	192	456	2470	1900	1900	2240	2470
12	23x9-10	6.50F-10	400	172	196	581	3445	2650	2650	3125	3445
13	7.00-12	5.00S-12	375	152	172	646	2920	2240	2240	2645	2920
14	23x10-12	8.00G-12	300	218	234	575	3770	2900	2900	3420	3770
15	27x10-12	8.00G-12	265	212	234	673	3900	3000	3000	3540	3900
16	315/45-12	10.00G-12	320	255	286	573	4485	3450	3450	4070	4485
17	7.00-15	5.5-15	300	152	178	720	3545	2725	2725	3215	3545
18	8.25-15	6.5-15	160	182	208	808	4750	3650	3650	4300	4750
19	*28x9-15	7.0-15	285	196	216	685	3900	3000	3000	3540	3900
20	250-15	7.0-15	220	197	221	711	4745	3650	3650	4310	4745
21	250-15	7.5-15	220	197	221	711	4745	3650	3650	4310	4745
22	300-15	8.0-15	150	222	253	815	5850	4500	4500	5310	5850
23	**28x12.5-15	9.75-15	130	272	293	686	5690	4375	4375	5165	5690
24	355/65-15	9.75-15	130	260	292	813	7800	6000	5450	6430	7085
25	10.00-20	7.0-20	80	232	265	1020	6000	5000	5000	5450	6000
26	10.00-20	7.5-20	80	232	265	1020	6000	5000	5000	5450	6000
27	10.00-20	8.0-20	80	232	265	1020	6000	5000	5000	5450	6000
28	12.00-20	8.0-20	70	231	281	1090	7560	6300	6300	6865	7560
29	12.00-20	8.5-20	70	231	281	1090	7560	6300	6300	6865	7560

*28 x9-15= 8.15-15 | **28x12.5-15 = 355/45-15

Normal & lock versions are available for all sizes except 10.00-20 and 12.00-20 sizes (Only normal rim versions are available for 10.00-20 and 12.00-20)

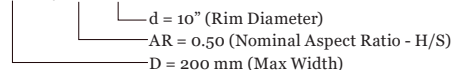
Regular Tires

6.00 - 9



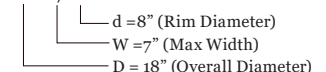
Wide Tires (High Section Width)

200 / 50 - 10



Wide Tires

18 x 7 - 8



STELLANA.COM | INFO@STELLANA.COM

No: 371, Colombo Road, Bokundara, Piliyandala, PC 10300, Sri Lanka
PHONE: +94 11 4212722 | FAX: +94 11 2518525