


# PB




## Timber dolly 350 to 450 kg

### FEATURES


- High-end 450 kg trolley dolly
- Anti-slip and rot-proof coating
- Non-staining all round edge protection strip
- Hand-hole and pull strap hole
- 27 mm thick platform
- 4x Ø 100 mm non-marking rubber swivel casters



**PB31C**



**PB31S**



**PB31L**

450  
KG

### FEATURES

- All round edge protection strip
- Hand-hole and pull strap hole
- 4x rubber swivel casters

### FEATURES


- Anti-slip and rot-proof coating
- 4x nylon swivel casters

### FEATURES


- All round edge protection strip
- Hand-hole and pull strap hole
- Four anti-slip soft rubber pads
- 4x rubber swivel casters



**PB33**



**PB34**



Model		PB31C	PB31S	PB31L	PB32	PB33	PB34
Load capacity	kg	450	450	450	400	350	350
Platform dimensions (LxW)	mm	600x300	600x400	700x500	600x400	600x400	600x400
Platform thickness	mm	27	27	27	23	18	18
Type of wheels		non-marking rubber	non-marking rubber	non-marking rubber	non-marking rubber	polyamide	rubber
Wheels	mm	Ø 100	Ø 100	Ø 100	Ø 100	Ø 100	Ø 100
Weight	kg	6	7	9	7	5	6