

E



Semi-electric work positioner stacker 100 to 250 kg

FEATURES

- Very handy and user-friendly
- Overload protection
- Lift speed without load: 110 mm/s
- Electric lift up to 1800 mm
- Compact and robust
- Safety relay located at the bottom of the equipment
- Built-in charger
- Removable platform
- Load capacity up to 250 kg




Model		E100	E150	E250
Type		semi-electric	semi-electric	semi-electric
Load capacity	kg	100	150	250
Center of gravity	mm	235	235	200
Lift height	mm	1700	1500	1800
Minimum height	mm	230	230	230
Platform width	mm	600	600	600
Platform depth	mm	500	500	500
Overall width	mm	600	600	600
Overall width	mm	870	870	870
Maximum height	mm	2010	1810	2210
Dimensions stringers length	mm	470	470	475
outside width	mm	565	565	565
height	mm	80	80	80
Battery	V/Ah	24/7,2	24/7,2	2x12/20
Charger		integrated	integrated	integrated
Rollers	mm	Ø50	Ø50	Ø50
Wheels	mm	Ø100	Ø100	Ø100
Weight	kg	81	78	101




E

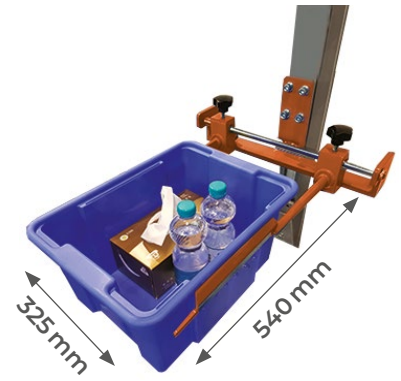
Accessories for E semi-electric work positioner



E/PR
Load roller platform



E/PB
Ball transfer platform



E/PINCE
Container holder




E/AXE
Reel mandrel




E/PV
Platform V-cradle



E/ROTATOR
Reel rotator



E/DOUBLE AXE
Twin mandrel



E/POTENCE
Jib arm with lifting hook



IN OPTION
Weighing system